

PLA

Player Level Assessments

Before you play, get your PLA!

NVTC adult programs at the 2.5 - 4.0 levels, as well as junior competitive and Tournament Team programs require a player assessment to be eligible to register. These Player Level Assessments (PLA) are a series of evaluations conducted by NVTC coaching staff to assess your skill level.

You may register for a PLA through the Front Desk (604-983-6483). They are available only at specified times during the week. They are free and take approximately 15 minutes. You can even use them as practice guides when you practice on your own to ensure your skills are moving forward.

We reserve the right to withdraw participants from a program or request players be re-evaluated if coaching staff determine they are not at the appropriate level.

FOR JUNIORS:

Some junior programs require a PLA to be eligible to register:

- Red, Orange and Green Fun-Play programs require a 2.0 level (on the specific Red, Orange or Green Ball).
- 3.0, 3.5, & 4.0 Competitive Programs require the appropriate scores to access.
- Tournament Team programs require a 3.5 level (on the Orange, Green or regular ball specific to the program).



**North Vancouver
Tennis Centre**



NEUTRAL GROUNDSTROKE EVALUATION

DIRECTIONS:

1. Maintain a rally on 1/2 width singles court (see diagrams)
2. Players start on opposing baselines
3. A marker is placed on the court to designate the appropriate recovery position and to make a 3/4 court line
4. 3.0, 3.5 & 4.0 rally FH or BH crosscourt with recovery

SCORING: (2 Attempts, best score)

- Player #1 hits ball to player #2 to begin rally. Time fifteen seconds starting with the 1st ball hit by player #2
- 1 point every time a player hits a 'neutralizing' ball (one that keeps opponent behind their baseline)

The rally receives no score if:

- Players do not hit a mix of forehands and backhands (2.5 only)
- The rally was not sustained for the full 15 seconds
- The ball lands outside of the designated area
- A player volleys a ball
- A shot pulls a player into the court past the 3/4 Court marker

CRITERIA

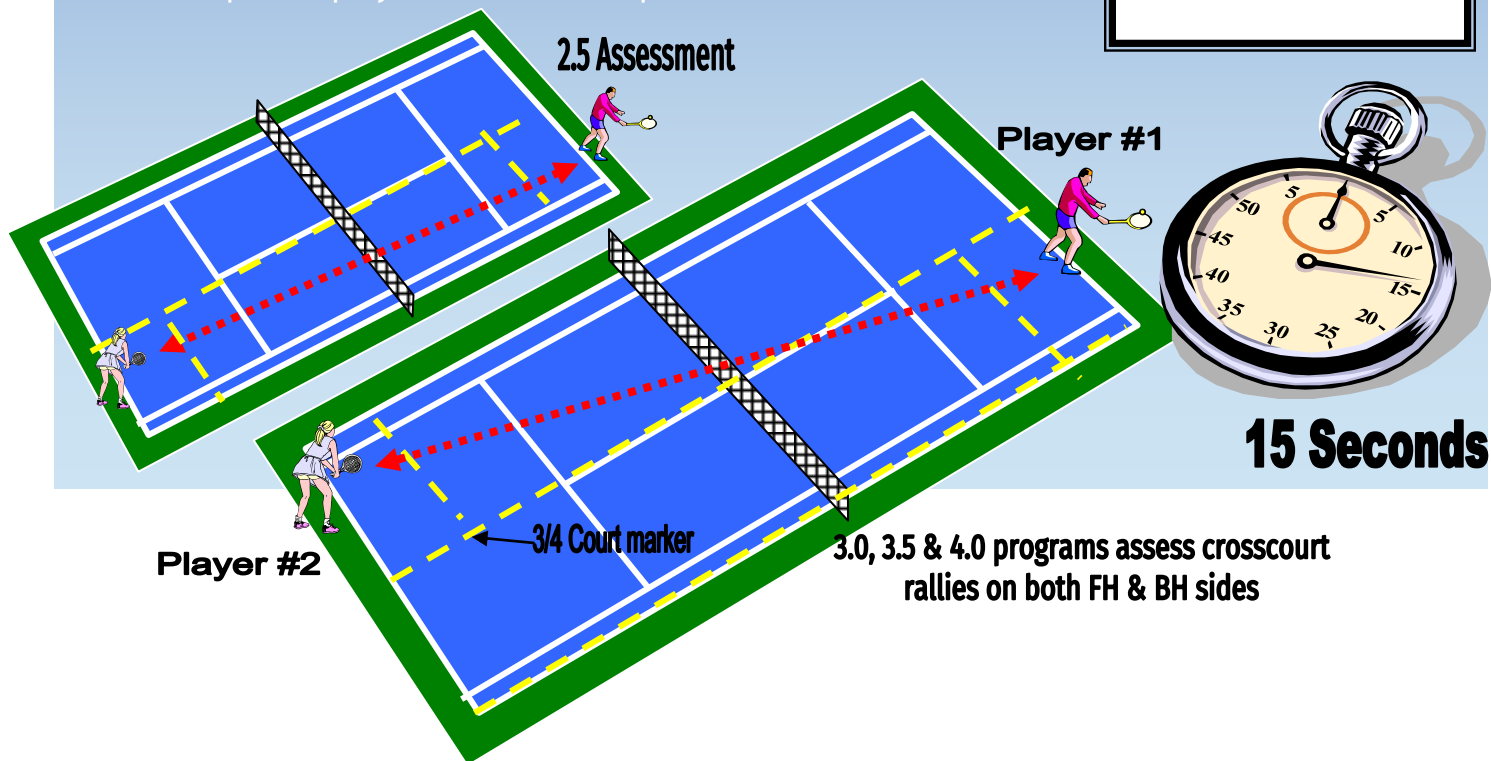
4.0 = 6+
(FH & BH side assessed separately)

3.5 = 5
(FH & BH side assessed separately)

3.0 = 3
(FH & BH side assessed separately)

2.5 = 2
(Mixed FH & BHs)

2.0 = 3 in a row
past the service line
(Mixed FH & BHs)





1st SERVE EVALUATION

DIRECTIONS:

5. Player starts behind the baseline in serve position
6. Serve 5 serves to the Ad Court and 5 to the Deuce Court placing the ball alternately to the forehand and backhand side of the service box

SCORING:

- Score 1 point for every serve landing in the appropriate target area.
- A bonus 'power point' is awarded if the serve lands beyond the power markers before bouncing a second time
- Server gets 2 attempts at serving 10 balls and the best score is recorded

The Serve does not score a point if:

- The serve lands outside the target area
- 2nd bounce is not past the baseline

CRITERIA

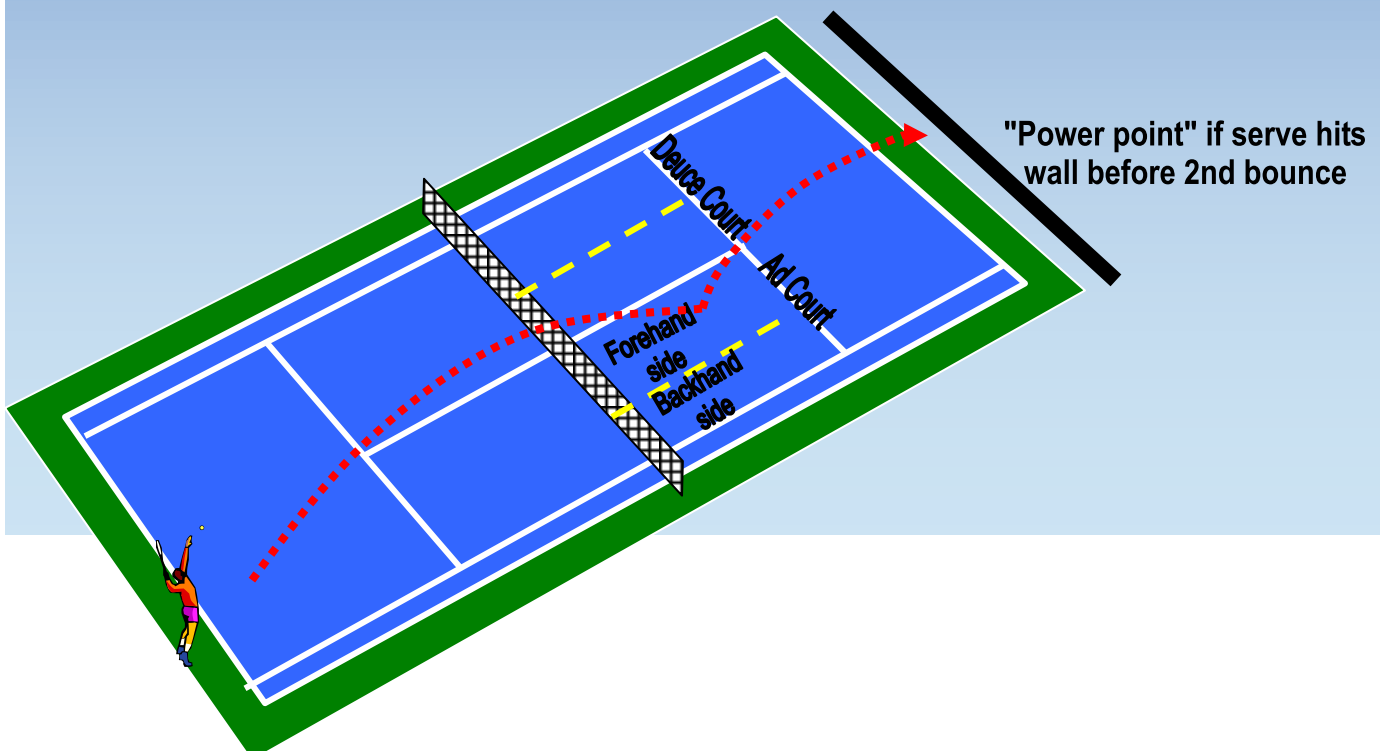
4.0 = 11+

3.5 = 8/20

3.0 = 6/20

2.5 = 4/20

2.0 = 2/20





NEUTRAL VOLLEY EVALUATION

DIRECTIONS:

1. Maintain a rally with volleys to groundstrokes on a singles court 1/2 width (see diagram)
2. One player starts at net (volley player), one at baseline
3. Volley player is located half way between net and service line
4. Groundstroker hits ball to volley player at net to begin rally

SCORING:

- Count how many times the volley player hits a 'neutralizing' volley (one that doesn't allow the groundstroker to come in past the baseline)
- Volley player gets 2 attempts to complete as many neutral volleys in a row as possible. The best score is recorded

The Volley player does not get a score if:

- The volley player does not hit a mix of forehands and backhand volleys
- The ball lands outside the designated area
- The groundstroker volleys the ball
- The groundstroker is forced to come into the court in front of the baseline

CRITERIA

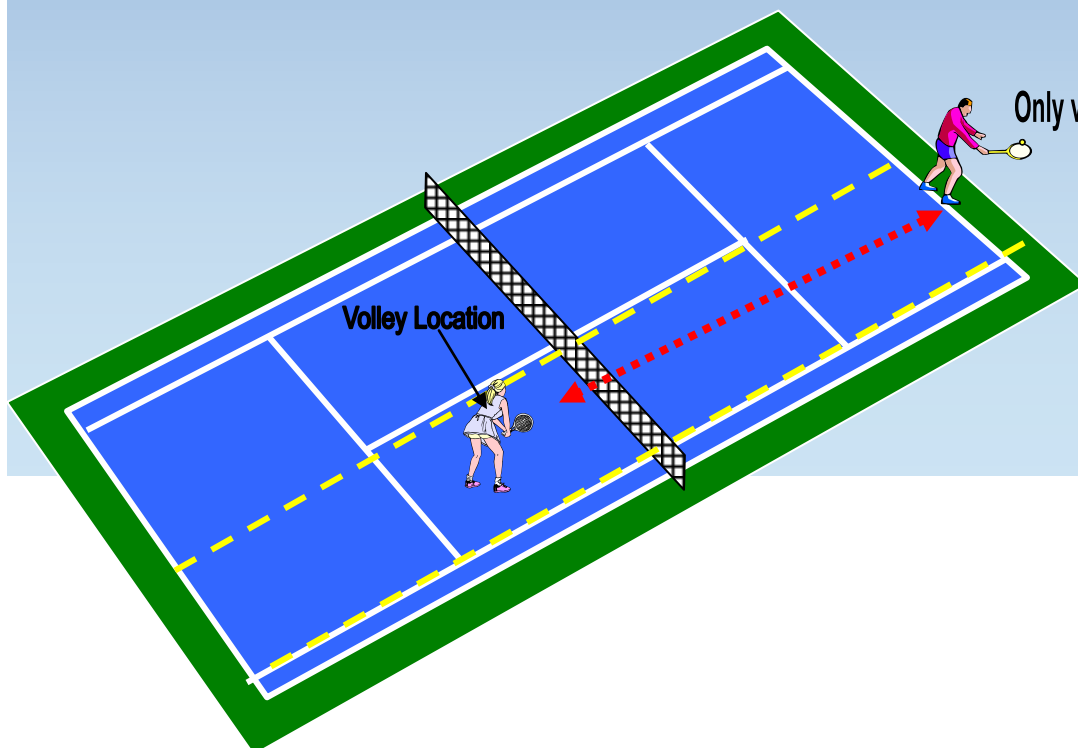
4.0 = 7+

3.5 = 5

3.0 = 3

2.5 = 2

**2.0 = 3 in a row
into the court**



Only volleys that keep groundstroker behind baseline count